

This non-promotional guide intended for use by UK patients and / or carers of UK patients prescribed NGENLA ▼ (somatrogen) has been developed and funded by Pfizer Ltd.



  
**ngenla**® ▼  
(somatrogen)  
injection


# INJECTION GUIDE

To support you  
with the use of your  
NGENLA pen



This injection guide does not replace the package leaflet - please consult the package leaflet or consult your healthcare team if you have any questions.

▼ This medicine is subject to additional monitoring. This will allow quick identification of new safety information. You can help by reporting any side effects you may get. See <https://yellowcard.mhra.gov.uk/> or search MHRA Yellow Card in the Google Play or Apple App store for how to report side effects.



## PEN DOSING

### **This leaflet is to help support you with the use of your NGENLA Pen**

The NGENLA pen is a multidose pen, which means it can be used more than once. The number of injections in one pen will depend on what dose your doctor has prescribed.

The last dose of medication in your pen might not always be a full dose and you may need to deliver two injections to get the full dose, or use a new pen for the complete dose.

If there is not enough medication left in the pen for the full dose, the dose dial will rotate and stop.

The remaining amount of medication in mg will be shown in the display window.





If there is **NOT** enough medicine in your pen for your full dose, you may either:

### Option 1

Inject the amount left in your pen and prepare a new pen for the rest of the dose.

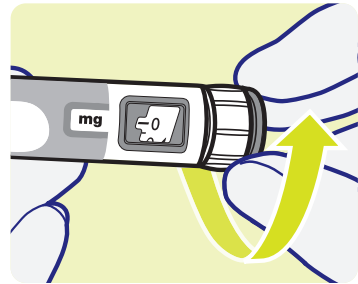
### Option 2

Inject the full dose from a new pen.

## How to work out your partial dose

If you can't turn the dose dial to your prescribed dose, turn your dose dial as far as it will go. Inject this amount and get a new pen to complete the full dose.

Note: Your pen **WON'T** turn past the available amount of medicine left in the pen.



## Calculate the remaining dose to be given

The dose  
prescribed  
(mg)



Minus

The value in  
the dose  
window  
(mg)



Equals

The dose  
amount to  
inject from the  
new pen (mg)

If you would like help working out your dose calculations contact your doctor, nurse or pharmacist.

If more than one injection is required to deliver a complete dose, each should be administered at a different injection site.



### Important:

You should **NOT** use a pen more than 5 times. Refer to the package leaflet for full storage instructions of the pens.

## EXAMPLE USING A 24mg PEN

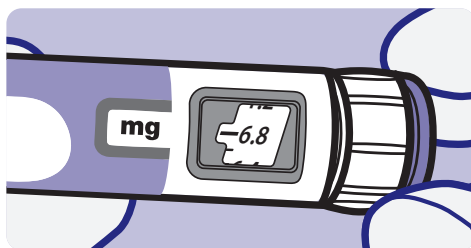
My prescribed dose is **8.6mg**, so I use the 24mg pen.



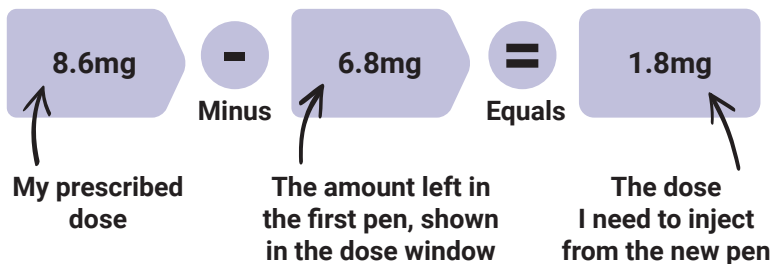
After 2 full doses, on the 3rd dose the dose dial won't turn further than 6.8mg.

**6.8mg** is shown in the dose window.

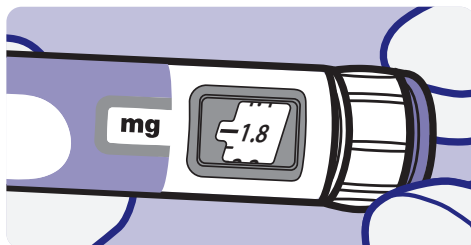
I inject the **6.8mg**.



Then I need to get a new pen and a new needle and work out how much I need to inject from the new 24mg pen.



I then inject the remaining dose, which is **1.8mg**.



## EXAMPLE USING A 60mg PEN

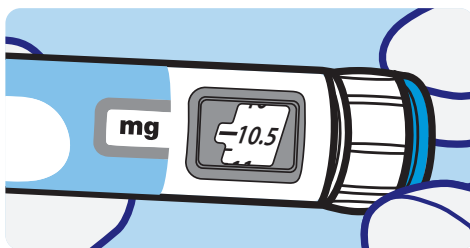
My prescribed dose is **16.5mg**, so I use the 60mg pen.



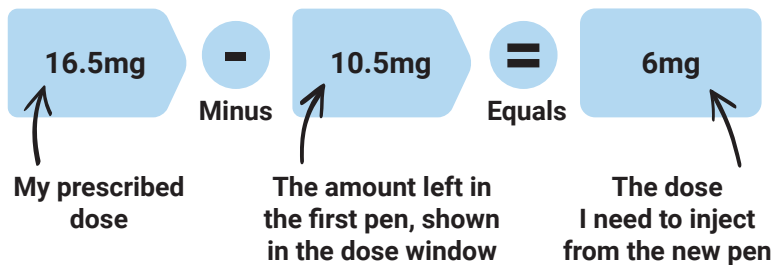
After 3 full doses, on the 4th dose the dose dial won't turn further than 10.5 mg.

**10.5mg** is shown in the dose window.

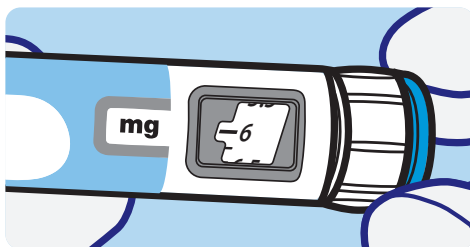
I inject the **10.5mg**.



Then I get a new pen and a new needle and work out how much I need to inject from the new 60mg pen.



I then inject the remaining dose, which is **6mg**.





## Reporting of side effects

If you get any side effects, talk to your doctor, pharmacist or nurse. This includes any possible side effects not listed in the package leaflet.

You can also report side effects directly via the Yellow Card Scheme at: <https://yellowcard.mhra.gov.uk/> or search for MHRA Yellow Card in the Google Play or Apple App Store. By reporting side effects you can help provide more information on the safety of this medicine.

